


CX St Virgils

Race
Race
Race

St Virgils 0.000 km

13/09/2020 11:00 AM



14	3 29.749	+12.072	2	3 21.180	+0.460	6	3 44.259	+11.990
(496) TOM CHEESMAN			3	3 28.368	+7.648	7	3 42.137	+9.868
1	3 03.671		4	3 30.613	+9.893	8	3 45.908	+13.639
2	3 06.715	+3.044	5	3 41.471	+20.751	9	3 41.993	+9.724
3	3 07.743	+4.072	6	3 40.040	+19.320	10	3 39.111	+6.842
4	3 04.809	+1.138	7	3 42.465	+21.745	11	3 41.394	+9.125
5	3 09.616	+5.945	8	3 42.046	+21.326	12	3 32.669	
6	3 05.046	+1.375	9	3 47.185	+26.465	13	3 35.400	+3.131
7	3 04.785	+1.114	10	3 44.967	+24.247	(125) NICO LE FRAN		
8	3 09.812	+6.141	11	3 41.109	+20.389	1	3 36.852	+3.214
9	3 09.677	+6.006	12	3 38.446	+17.726	2	3 34.424	+0.786
10	3 16.259	+12.588	13	3 41.767	+21.047	3	3 33.758	+0.120
11	3 17.882	+14.211	(11) BEN KERSHAW			4	3 34.127	+0.489
12	3 14.193	+10.522	1	3 13.226		5	3 35.858	+2.220
13	3 14.181	+10.510	2	3 22.573	+9.347	6	3 38.316	+4.678
14	3 13.099	+9.428	3	3 29.623	+16.397	7	3 33.638	
15	3 11.516	+7.845	4	3 26.884	+13.658	8	3 39.857	+6.219
			5	3 26.883	+13.657	9	3 39.986	+6.348
			6	3 23.382	+10.156	10	3 46.117	+12.479
			7	3 26.100	+12.874	11	3 45.452	+11.814
			8	3 29.717	+16.491	12	3 49.339	+15.701
			9	3 31.027	+17.801	13	3 39.475	+5.837
			10	3 27.247	+14.021	(322) NATHAN AVER		
			11	3 30.300	+17.074	1	3 34.706	+16.719
			12	3 32.284	+19.058	2	3 21.156	+3.169
			13	3 31.471	+18.245	3	3 19.785	+1.798
			(12) ELTON JUDD			4	3 33.953	+15.966
			1	3 30.654	+1.435	5	6 41.736	+3 23.749
			2	3 31.394	+2.175	6	3 25.678	+7.691
			3	3 37.466	+8.247	7	3 30.248	+12.261
			4	3 34.476	+5.257	8	3 28.193	+10.206
			5	3 38.742	+9.523	9	3 30.126	+12.139
			6	3 38.531	+9.312	10	3 17.987	
			7	3 38.796	+9.577	11	3 36.941	+18.954
			8	3 44.336	+15.117	12	3 26.210	+8.223
			9	3 42.711	+13.492	(378) CHRIS JENKINS		
			10	3 44.454	+15.235	1	3 42.100	+0.698
			11	3 42.215	+12.996	2	3 45.770	+4.368
			12	3 45.864	+16.645	3	3 52.766	+11.364
			13	3 29.219		4	3 45.389	+3.987
			(132) JAMES FITZGERALD			5	3 49.586	+8.184
			1	3 20.757		6	3 41.762	+0.360
			2	3 31.989	+11.232	7	3 47.785	+6.383
			3	3 38.485	+17.728	8	3 47.001	+5.599
			4	3 37.279	+16.522	9	3 49.004	+7.602
			5	3 35.804	+15.047	10	3 41.435	+0.033
			6	3 42.646	+21.889	(307) ROWAN CRAWFORD		
			7	3 39.961	+19.204	1	3 26.729	
			8	3 43.063	+22.306	2	3 27.305	+0.576
			9	3 46.213	+25.456	3	3 34.674	+7.945
			10	3 44.724	+23.967	4	3 28.440	+1.711
			11	3 44.638	+23.881	5	3 34.035	+7.306
			12	3 40.327	+19.570	6	3 28.693	+1.964
			13	3 40.630	+19.873	7	3 26.967	+0.238
			(321) TM HARMSEN			8	3 32.171	+5.442
1	3 17.677		9	3 36.602	+9.873	9	3 32.171	+5.442
2	3 23.381	+5.704	10	3 38.464	+11.735	10	3 38.464	+11.735
3	3 25.406	+7.729	11	3 34.743	+8.014	11	3 34.743	+8.014
4	3 23.165	+5.488	12	3 44.152	+17.423	12	3 44.152	+17.423
5	3 23.819	+6.142	13	3 38.584	+11.855	13	3 38.584	+11.855
6	3 24.146	+6.469	(433) THOMAS BOOTH			1	3 20.720	
7	3 23.810	+6.133	1	3 26.729		2	3 27.305	+0.576
8	3 22.929	+5.252	2	3 27.305	+0.576	3	3 34.674	+7.945
9	3 28.860	+11.183	3	3 34.674	+7.945	4	3 28.440	+1.711
10	3 29.821	+12.144	4	3 28.440	+1.711	5	3 34.035	+7.306
11	3 31.963	+14.286	5	3 34.035	+7.306	6	3 28.693	+1.964
12	3 28.406	+10.729	6	3 28.693	+1.964	7	3 26.967	+0.238
13	3 26.896	+9.219	7	3 26.967	+0.238	8	3 32.171	+5.442
			8	3 32.171	+5.442	9	3 36.602	+9.873
			9	3 36.602	+9.873	10	3 38.464	+11.735
			10	3 38.464	+11.735	11	3 34.743	+8.014
			11	3 34.743	+8.014	12	3 44.152	+17.423
			12	3 44.152	+17.423	13	3 38.584	+11.855
			13	3 38.584	+11.855	(59) M KE AUSTIN		
			(59) M KE AUSTIN			1	3 32.688	+0.419
			1	3 32.688	+0.419	2	3 37.105	+4.836
			2	3 37.105	+4.836	3	3 36.547	+4.278
			3	3 36.547	+4.278	4	3 35.378	+3.109
			4	3 35.378	+3.109	5	3 43.603	+11.334
			5	3 43.603	+11.334			

Chief of Timing & Scoring

Orbits Cycling

Race Director

www.mylaps.com


Licensed to: Hobart Wheelers

CX St Virgils

Race
Race
Race

St Virgils 0.000 km

13/09/2020 11:00 AM



11	341.402		4	350.753		11	4 07.068	+20.715	4	4 14.081	+31.892
12	343.684	+2.282	5	352.905	+2.152	12	352.552	+6.199	5	4 10.469	+28.280
			6	352.516	+1.763				6	4 10.455	+28.266
(218) JAMES GOODESELL			7	352.513	+1.760	(35) MICHAEL EASTWOOD			7	4 15.282	+33.093
1	346.853	+9.209	8	358.683	+7.930	1	4 19.941	+29.007	8	4 11.026	+28.837
2	341.178	+3.534	9	403.588	+12.835	2	359.976	+9.042	9	4 12.049	+29.860
3	338.583	+0.939	10	355.697	+4.944	3	355.795	+4.861	10	4 05.136	+22.947
4	337.644		11	403.403	+12.650	4	404.654	+13.720	11	4 15.129	+32.940
5	339.308	+1.664	12	401.556	+10.803	5	401.240	+10.306	(121) JONAS SHELVERTON		
6	343.623	+5.979	(311) SCOTT BELLS			6	359.413	+8.479	1	339.128	
7	405.472	+27.828	1	4 14.502	+27.827	7	405.544	+14.610	2	351.716	+12.588
8	349.467	+11.823	2	350.387	+3.712	8	359.031	+8.097	3	400.194	+21.066
9	354.773	+17.129	3	346.675		9	359.224	+8.290	4	403.603	+24.475
10	345.099	+7.455	4	353.198	+6.523	10	359.873	+8.939	5	4 13.600	+34.472
11	341.601	+3.957	5	348.975	+2.300	11	350.979	+0.045	6	4 15.418	+36.290
12	344.793	+7.149	6	349.718	+3.043	12	350.934		7	4 27.266	+48.138
(474) NIC TOMLIN			7	358.144	+11.469	(490) ALEX KERSHAW			8	4 15.309	+36.181
1	335.058		8	356.071	+9.396	1	4 15.420	+25.848	9	4 29.861	+50.733
2	340.271	+5.213	9	353.692	+7.017	2	355.748	+6.176	10	4 31.702	+52.574
3	344.707	+9.649	10	401.222	+14.547	3	401.751	+12.179	11	4 30.723	+51.595
4	345.632	+10.574	11	358.630	+11.955	4	400.744	+11.172	(247) ANTHONY PETTY		
5	347.099	+12.041	12	357.255	+10.580	5	357.796	+8.224	1	4 25.609	+23.349
6	353.436	+18.378	(371) MARK JOHNSTON			6	404.821	+15.249	2	4 07.683	+5.423
7	354.666	+19.608	1	4 07.981	+16.985	7	4 10.149	+20.577	3	4 06.842	+4.582
8	351.356	+16.298	2	350.996		8	405.663	+16.091	4	4 03.350	+1.090
9	349.638	+14.580	3	351.401	+0.405	9	4 12.536	+22.964	5	4 02.875	+0.615
10	343.000	+7.942	4	359.109	+8.113	10	350.047	+0.475	6	402.260	
11	359.127	+24.069	5	353.491	+2.495	11	349.572		7	4 33.971	+31.711
12	401.411	+26.353	6	358.994	+7.998	12	356.470	+6.898	8	4 18.415	+16.155
(483) ANDREW LING			7	407.199	+16.203	(111) WILL WHITTINGTON			9	4 10.229	+7.969
1	350.500	+6.660	8	403.209	+12.213	1	342.813		10	4 19.063	+16.803
2	352.533	+8.693	9	357.021	+6.025	2	358.288	+15.475	11	4 20.750	+18.490
3	347.629	+3.789	10	358.733	+7.737	3	401.618	+18.805	(113) ADAN JUDD		
4	351.407	+7.567	11	352.012	+1.016	4	4 11.064	+28.251	1	4 12.049	+4.551
5	352.996	+9.156	12	357.709	+6.713	5	404.346	+21.533	2	407.498	
6	351.286	+7.446	(114) ALEXANDER KEHL			6	4 10.587	+27.774	3	4 08.091	+0.593
7	348.683	+4.843	1	346.972	+0.619	7	4 13.326	+30.513	4	4 11.819	+4.321
8	348.897	+5.057	2	346.353		8	405.201	+22.388	5	4 10.931	+3.433
9	343.840		3	350.404	+4.051	9	4 16.561	+33.748	6	4 13.374	+5.876
10	351.242	+7.402	4	354.231	+7.878	10	404.665	+21.852	7	4 15.507	+8.009
11	349.261	+5.421	5	356.732	+10.379	11	352.125	+9.312	8	4 25.653	+18.155
12	349.639	+5.799	6	402.498	+16.145	12	354.245	+11.432	9	4 17.766	+10.268
(232) OLIVER JOHNSTON			7	402.629	+16.276	(2) PAUL ATKINSON			10	4 24.703	+17.205
1	351.084	+0.331	8	401.842	+15.489	1	342.189		11	4 10.874	+3.376
2	351.164	+0.411	9	4 12.083	+25.730	2	352.402	+10.213	(346) RAY KENNEDY		
3	354.251	+3.498	10	4 11.413	+25.060	3	403.605	+21.416			

Chief of Timing & Scoring

Orbits Cycling

Race Director


www.mylaps.com

Licensed to: Hobart Wheelers

CX St Virgils

St Virgils 0.000 km

13/09/2020 11:00 AM



Race
Race
Race

1	4 04.136	+15.808	11	4 25.395	+17.142	8	4 17.995	+13.059	8	4 58.980	+38.634
2	4 01.418	+13.090				9	4 22.432	+17.496	9	4 57.834	+37.488
3	3 48.328		(402) CHRIS MANTON			10	4 36.348	+31.412	10	4 39.588	+19.242
4	3 56.030	+7.702	1	4 24.894	-3 56 29.881	11	4 26.501	+21.565			
5	3 54.536	+6.208	2	4 17.682	-3 56 37.093				(61) JAMES COY		
6	3 52.320	+3.992	3	3 47.241	-3 57 07.534	(11) AARON M DGLE Y			1	4 16.801	+4.184
7	6 21.120	+2 32.792	4	4 23.695	-3 56 31.080	1	4 16.880	+22.015	2	4 12.617	
8	4 37.588	+49.260	5	4 17.317	-3 56 37.458	2	4 05.835	+10.970	3	4 31.856	+19.239
9	4 16.659	+28.331	6	4 23.938	-3 56 30.837	3	4 03.675	+8.810	4	4 45.418	+32.801
10	4 09.465	+21.137	7	4 24.375	-3 56 30.400	4	3 54.865		5	4 47.048	+34.431
11	4 06.387	+18.059	8	4 30.194	-3 56 24.581	5	4 20.337	+25.472	6	5 49.642	+1 37.025
			9	4 25.389	-3 56 29.386	6	7 55.048	+4 00.183	7	4 52.729	+40.112
(230) EM L MOHAN			10	4 37.526	-3 56 17.249	7	4 06.000	+11.135	8	4 48.363	+35.746
1	4 01.439	+0.409	11	4 37.260	-3 56 17.515	8	4 09.778	+14.913	9	5 05.235	+52.618
2	4 07.979	+6.949				9	4 01.911	+7.046	10	4 41.874	+29.257
3	4 13.632	+12.602	(343) ADAM CHRISTOPHER			10	4 13.192	+18.327			
4	4 40.973	+39.943	1	3 48.170		(217) LLOYD JOHNSON			1	4 28.648	
5	4 31.878	+30.848	2	4 17.806	+29.636	1	4 38.449	+26.038	2	4 32.206	+3.558
6	4 19.051	+18.021	3	4 21.920	+33.750	2	4 33.004	+20.593	3	4 35.169	+6.521
7	4 13.670	+12.640	4	4 24.421	+36.251	3	4 20.754	+8.343	4	4 45.073	+16.425
8	4 28.449	+27.419	5	4 40.949	+52.779	4	4 37.655	+25.244	5	4 51.749	+23.101
9	4 20.014	+18.984	6	4 36.365	+48.195	5	4 32.499	+20.088	6	4 56.249	+27.601
10	4 17.746	+16.716	7	4 22.918	+34.748	6	4 26.733	+14.322	7	5 03.994	+35.346
11	4 01.030		8	4 27.690	+39.520	7	4 37.675	+25.264	8	5 15.168	+46.520
			9	4 32.728	+44.558	8	5 09.032	+56.621	9	5 13.917	+45.269
(237) JUSTN SPROULE			10	4 25.004	+36.834	9	4 41.058	+28.647	10	4 59.173	+30.525
1	4 11.347	-3 56 43.428	11	4 15.360	+27.190	10	4 12.411				
2	4 03.751	-3 56 51.024				(28) BRAD JOHNSON					
3	4 06.654	-3 56 48.121	(40) TOM PETTY			1	4 22.348	+1.872	(303) MAX M ATKINSON		
4	4 18.290	-3 56 36.485	1	4 14.356	+6.754	2	4 20.476		1	4 21.226	
5	4 22.004	-3 56 32.771	2	4 18.322	+10.720	3	4 28.125	+7.649	2	4 42.616	+21.390
6	4 20.194	-3 56 34.581	3	4 12.647	+5.045	4	4 30.179	+9.703	3	4 37.565	+16.339
7	4 31.426	-3 56 23.349	4	4 27.315	+19.713	5	4 58.471	+37.995	4	4 39.719	+18.493
8	4 31.083	-3 56 23.692	5	4 28.471	+20.869	6	4 41.777	+21.301	5	4 53.573	+32.347
9	4 34.406	-3 56 20.369	6	4 32.144	+24.542	7	4 47.339	+26.863	6	4 55.926	+34.700
10	4 15.873	-3 56 38.902	7	4 27.137	+19.535	8	4 41.737	+21.261	7	4 58.874	+37.648
11	4 25.779	-3 56 28.996	8	4 24.629	+17.027	9	4 42.990	+22.514	8	5 06.814	+45.588
			9	4 34.972	+27.370	10	4 42.457	+21.981	9	5 29.141	+1 07.915
(204) GRAHAM SCOTT			10	4 38.067	+30.465				10	5 30.385	+1 09.159
1	4 23.351	+15.098	11	4 07.602		(350) RYAN MCCARTHY					
2	4 20.530	+12.277	(471) JUSTN DYNAN			1	4 20.346				
3	4 08.253		1	4 33.764	+28.828	2	4 47.475	+27.129			
4	4 19.891	+11.638	2	4 34.220	+29.284	3	4 24.509	+4.163			
5	4 22.844	+14.591	3	4 31.970	+27.034	4	4 44.703	+24.357			
6	4 25.703	+17.450	4	4 44.047	+39.111	5	4 55.433	+35.087			
7	4 22.572	+14.319	5	4 04.936		6	5 06.308	+45.962			
8	4 14.105	+5.852	6	4 08.851	+3.915	7	5 00.758	+40.412			
9	4 22.490	+14.237	7	4 08.281	+3.345				(41) ANDREW THORBURN		
10	4 14.967	+6.714							1	5 30.679	+46.881
									2	5 07.433	+23.635
									3	4 43.798	
									4	4 48.074	+4.276
									5	4 58.180	+14.382
									6	5 01.257	+17.459
									7	5 06.495	+22.697
									8	5 01.079	+17.281

Chief of Timing & Scoring

Orbits Cycling

Race Director

www.mylaps.com


Licensed to: Hobart Wheelers

CX St Virgils

Race
Race
Race

St Virgils 0.000 km

13/09/2020 11:00 AM



9	5 02.085	+18.287	3	5 14.188	+32.718
			4	5 21.617	+40.147
(140) JACK MASON			5	5 38.687	+57.217
1	4 31.543		6	5 26.286	+44.816
2	5 00.336	+28.793	7	5 42.672	+1 01.202
3	5 03.295	+31.752	8	5 34.347	+52.877
4	4 59.271	+27.728	9	6 00.546	+1 19.076
5	5 00.528	+28.985	(314) TANIA FOTHERGILL		
6	5 05.731	+34.188	1	5 27.292	+13.560
7	5 37.724	+1 06.181	2	5 13.732	
8	5 11.070	+39.527	3	5 18.841	+5.109
9	5 20.327	+48.784	4	5 30.696	+16.964
(242) JORDAN CHRISTOPHER			5	6 27.562	+1 13.830
1	4 28.744		6	5 37.311	+23.579
2	4 28.916	+0.172	7	5 40.986	+27.254
3	4 37.987	+9.243	8	5 35.916	+22.184
4	4 56.559	+27.815	(368) EDWARD JOHNSON		
5	5 27.293	+58.549	1	5 05.280	
6	5 56.595	+1 27.851	2	5 30.245	+24.965
7	5 35.317	+1 06.573	3	5 46.167	+40.887
8	5 29.334	+1 00.590	4	5 54.719	+49.439
9	5 21.798	+53.054	5	6 10.391	+1 05.111
(280) LUCE JOHNSTON			6	6 40.106	+1 34.826
1	4 35.665		7	6 06.635	+1 01.355
2	4 47.371	+11.706	8	5 34.913	+29.633
3	5 02.412	+26.747	(347) MATTHEW CHRISTOPHER		
4	5 02.947	+27.282	1	5 06.462	
5	5 14.006	+38.341	2	5 34.194	+27.732
6	5 19.410	+43.745	3	5 58.322	+51.860
7	5 22.636	+46.971	4	6 56.051	+1 49.589
8	5 38.614	+1 02.949	5	7 11.095	+2 04.633
9	5 27.233	+51.568	6	7 35.867	+2 29.405
(213) ANNA JOHNSTON			7	7 05.001	+1 58.539
1	5 14.183	+3.824	(103) MILEY ATKINSON		
2	5 23.894	+13.535	1	4 41.470	
3	5 10.359		2	5 09.369	+27.899
4	5 15.385	+5.026			
5	5 17.954	+7.595			
6	5 19.309	+8.950			
7	5 31.377	+21.018			
8	5 28.254	+17.895			
9	5 33.239	+22.880			

Chief of Timing & Scoring

Orbits Cycling

Race Director

www.mylaps.com

Licensed to: Hobart Wheelers